



## MY ABF FOR PLAYERS

### What does My ABF do?

It gives you a personal ABF account you can login to. Over time this will grow to be your main online interaction for all your bridge activities. You will be able to:

- Manage your personal details
- View your masterpoints
- View, enter, and pay for bridge events
- See announcements from the ABF, your State and your Club.
- Participate in bridge discussion forums
- Run a “Bridge Credits” account with the ABF which you can put money into to pay for your bridge entries
- View your results

### Why should I sign up today?

To maintain an account with your own details. This will make entering a lot of bridge events much easier than it is today.

To run a “Bridge Credits” account with the ABF which you can use to pay for your bridge.


To see announcements from the ABF.

To participate in Australian bridge discussion forums.


To be an early adopter of a new system for all Australian bridge players.

## How do I sign up?

On the main ABF website click the “Log Into My ABF” link or the My ABF logo on the right hand side:



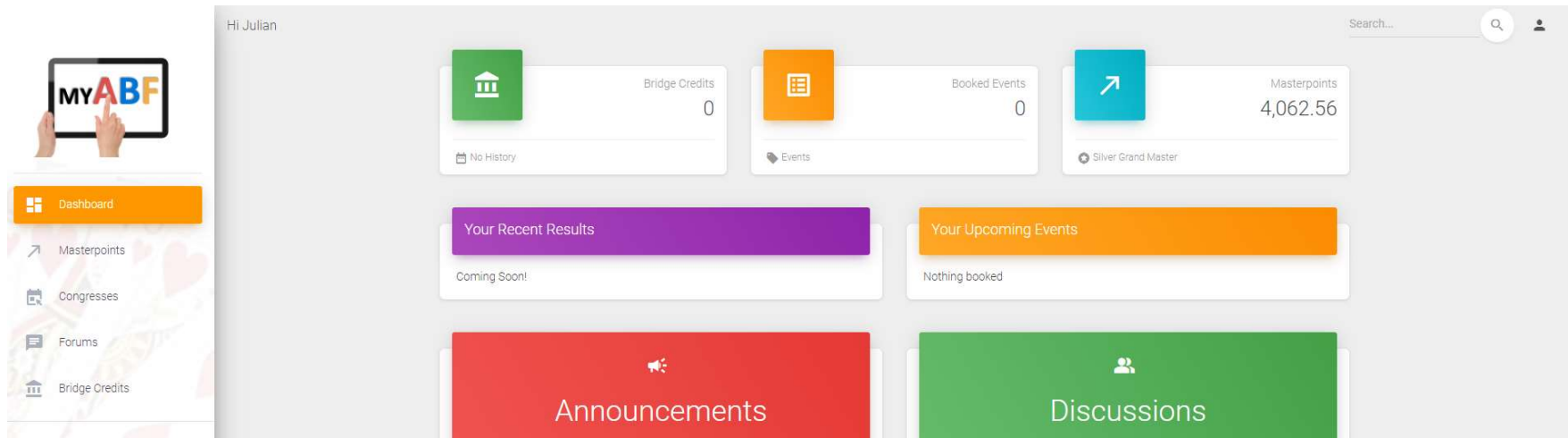
This will take you to a new page. Select “Sign up” at the top right to register for the system



After you have registered you will be able to use the “Log In” link at the top right to access the system, or the “Log Into My ABF” link on the main ABF page.

It is probably more convenient to remain logged in but it is up to you. From the above “logged out” screen you can still view the details for upcoming Congresses but you will need to be logged in to view entries, make an entry or make a payment.

Once logged in, you will first be taken to your profile page to complete basic details. Then you will be taken to your Dashboard which is effectively your “home page”:



## Entering & paying for a Congress

**NOTE: YOU MUST BE LOGGED IN TO ENTER OR PAY FOR A CONGRESS**

Click Congresses in the main menu which will bring up the listing of all congresses in the system:



Click the red box to open the Congress website you want to enter. There are various sections on this page. The Links box may include links to two YouTube videos about My ABF and the Congress aspects.



To enter, scroll down to the Program section. The event(s) will be listed with the entry fee (1 credit = \$1).

Program				
Event	Entry Fee	Day	Time	Action
Matchpoint Swiss Pairs	40 credits	Sunday	31-01-2021 - 10am	<a href="#">Enter</a> <a href="#">View Entries</a>

Click Enter:

## Enter Event

Matchpoint Swiss Pairs in NSWBA Online Summer Congress 2021

Sunday 31st Jan 2021 10am


Player	Payment Method	Pay Now	Pending
Julian Foster	My Bridge Credits	20 credits	
Select...	Select...		
Total		20 credits	

CHECKOUT NOWADD TO CART

You will be shown as the first player (this can be changed if you are putting in an entry for other people).

Select your partner/teammates. You can search by name or ABF number to do this (but note other players must be registered with My ABF as well for you to be able to add them).

*If you are playing with a regular partner/teammate this selection process can be made easier by adding them as a "Teammate" so they will always appear in*

*the drop-down list rather than having to be searched for – this is done through your profile page which is accessed from the  icon at the top right of your screen (on a computer) or from clicking the 3 bars and selecting Account (on a tablet/phone).*

Select the Payment Method for each player in the entry.

The screenshot shows a web interface for entering a tournament. At the top, a purple banner reads 'Enter Event' with a pencil icon, followed by 'Matchpoint Swiss Pairs in NSWBA Online Summer Congress 2021' and 'Sunday 31st Jan 2021 10am'. Below this is a table with columns: Player, Payment Method, Pay Now, and Pending. The first row shows 'Julian Foster' with 'My Bridge Credits' selected in the Payment Method column, and '20 credits' in the Pay Now column. Below the table are two green buttons: 'CHECKOUT NOW' and 'ADD TO CART'.

The system accommodates several payment options. **You will not necessarily see all of these.** Exactly which you see will depend on what your Tournament Organiser has decided they will accept:

Payment Method	What it means	What happens to the entry status
My Bridge Credits	This will use money on your ABF Bridge Credits account if you have it; if you don't you will be taken to a screen to pay by card online using Stripe.	Assuming the card payment goes through the entry will show as "Paid" immediately.
Their Bridge Credits	This will pay from THAT PLAYER's ABF Bridge Credits account, not your own ( <i>only available if that player has previously given you permission to do this as a "Teammate +" and has funds already in their account</i> ).	Assuming the card payment goes through the entry will show as "Paid" immediately.
Bank Transfer	An internet bank transfer will be made to pay for this player. The bank account details will be in the email sent to that player.	The entry will show as "Pending Manual" until the Organiser confirms it has been received.
Cheque	A cheque will be sent to pay for this player.	The entry will show as "Pending Manual" until the Organiser confirms it has been received.
Cash on the day	This player will pay cash on the day.	The entry will remain "Pending Manual" until the day of the event.
Club PP system	This player will use an existing prepayment account with their club.	The entry will remain "Pending Manual" until the day of the event when payment will usually be processed by the director.
Ask them to pay	You are not organising payment for this player, they will login separately and complete their own payment.	The entry will show as "Unpaid" until further action is taken.

To put in a 2<sup>nd</sup> entry and pay for them together you can add this to a shopping cart. Alternately to complete this entry click **Checkout Now** to be taken to the Checkout screen:

Congress Checkout

CHECKOUT

Shopping Cart

Event	Congress	Organisation
Matchpoint Swiss Pairs	NSWBA Online Summer Congress 2021	NSWBA

Total to pay now: 40 credits

Details:

+ NSWBA Online Summer Congress 2021: 40 credits now.

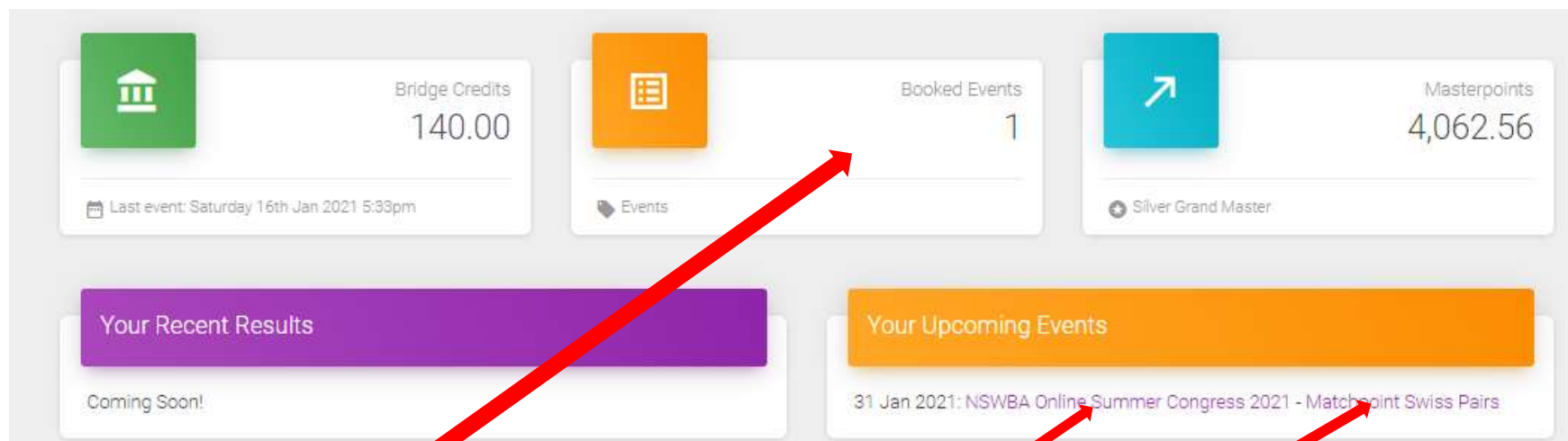
CONFIRM ENTRY

The light blue bar can be expanded to see what you are paying. Then click **Confirm Entry** to lodge the entry.

If you need to pay anything you will be taken to the Stripe payment screen to input your card details.

You will receive an email notification of the entry once it has been lodged. It will then appear in your Dashboard under “Booked Events” and Your Upcoming Events”:





Clicking anywhere on the Booked Events box at the top of the screen will take you to another screen listing all events you are booked into with links to the Congress website and your own entry. (Your Upcoming Events box only shows the most recent 4 events).

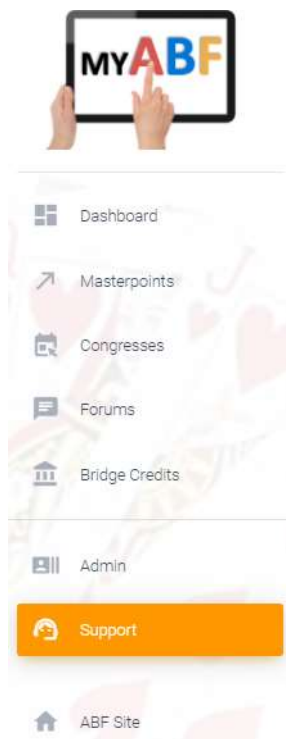
Your Upcoming Events box has TWO SEPARATE LINKS:

The left hand link takes you to the Congress website

The right hand link allows you to view and edit your own entry

## More information?

The Support screens in the system have lots of information to assist:



Browse through the various sections of Frequently Asked Questions.

There are assorted videos on this YouTube channel:

<https://www.youtube.com/channel/UCZPuvivkdbzl4kg-cwxQuNQ>